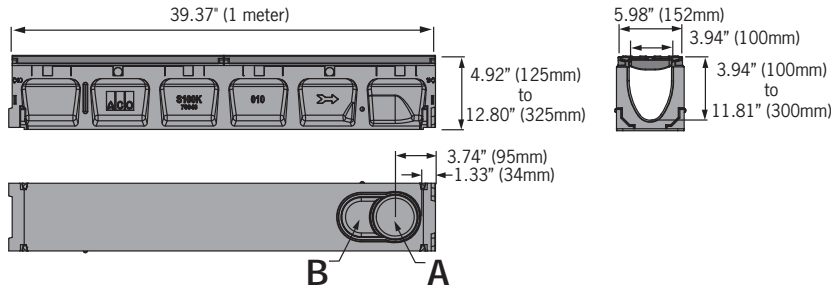
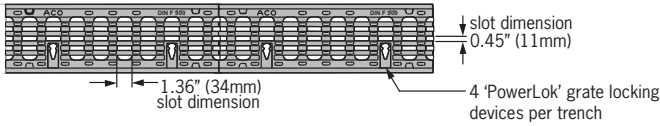
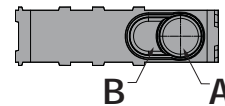
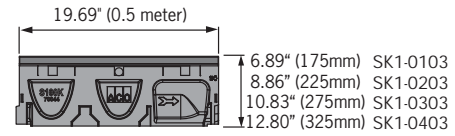


PowerDrain - S100K iron edged channel system with longitudinal grate (ADA)

One meter channel

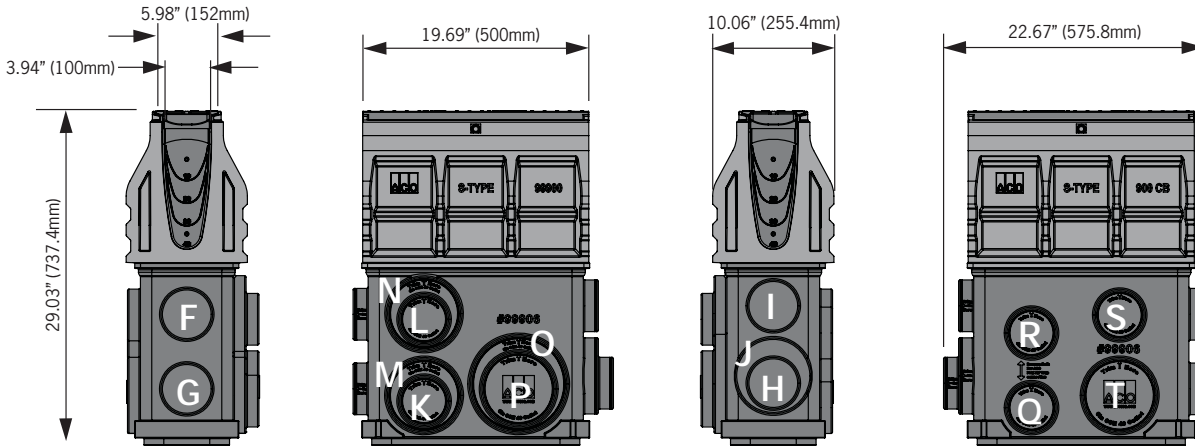


Half meter channel



Knock-outs included on every 5th channel

Type 901D In-line catch basin



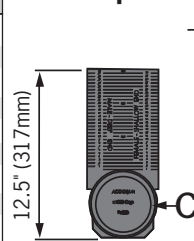
Total capacity = 10.49 gallons.

Outlet flow rates

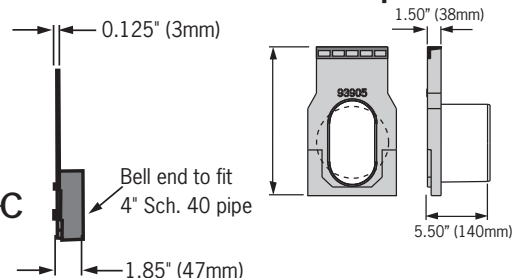
Outlet	Product	Outlet size (Sch. 40)	Invert Depth	GPM	CFS
A	Bottom outlet - SK1-00	4" round	3.94"	108	0.24
A	Bottom outlet - SK1-40	4" round	11.81"	187	0.42
B	Bottom outlet - SK1-00	6" oval	3.94"	177	0.39
B	Bottom outlet - SK1-40	6" oval	11.81"	306	0.68
C	End outlet - SK1-20	4" round	7.87"	132	0.29
C	End outlet - SK1-40	4" round	11.81"	171	0.38
D	SK1-308-6 6" outlet cap	6" oval	9.84"	233	0.52
E	SK1-408-6 6" outlet cap	6" oval	11.81"	264	0.59
F	Type SK1-901D	4" round	19.87"	230	0.51
G	Type SK1-901D	4" round	26.37"	268	0.60
H	Type SK1-901D	4" round	25.87"	266	0.59
I	Type SK1-901D	4" round	19.16"	226	0.50
J	Type SK1-901D	6" round	26.29"	593	1.32
K	Type SK1-901D	4" round	27.22"	272	0.61
L	Type SK1-901D	4" round	20.11"	231	0.51
M	Type SK1-901D	6" round	27.79"	611	1.36
N	Type SK1-901D	6" round	20.65"	514	1.15
O	Type SK1-901D	8" round	27.79"	1065	2.37
P	Type SK1-901D	6" round	27.22"	601	1.34
Q	Type SK1-901D	4" round	27.79"	276	0.62
R	Type SK1-901D	4" round	21.30"	239	0.53
S	Type SK1-901D	4" round	19.73"	228	0.51
T	Type SK1-901D	6" round	27.79"	610	1.36

Note: These are the pipe flow rates at the specified outlet, NOT channel flow rates.
Catch basin flow rates are without trash bucket - using trash bucket reduces flow.

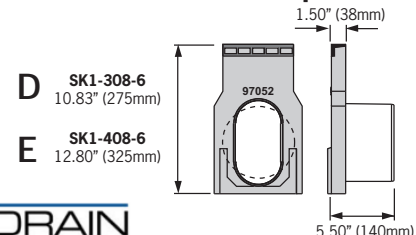
End Caps



6" Oval inlet cap



6" Oval outlet cap



Supplied By:
**TRENCH DRAIN
SUPPLY**

877-903-7246

www.trenchdrainsupply.com



ACO DRAIN

PowerDrain - S100K iron edged channel system with longitudinal grate (ADA)



Description	Part No.	Invert Inches ²	mm ²	Weight lbs.
SK1-00 Neutral channel - 39.37" (1m) [Ⓢ]	70141	3.94	100	76.7
SK1-1 Sloped channel - 39.37" (1m)	70101	4.13	105	76.7
SK1-2 Sloped channel - 39.37" (1m)	70102	4.33	110	77.7
SK1-3 Sloped channel - 39.37" (1m)	70103	4.53	115	78.7
SK1-4 Sloped channel - 39.37" (1m)	70104	4.72	120	79.7
SK1-5 Sloped channel - 39.37" (1m) [Ⓢ]	70105	4.92	125	80.7
SK1-6 Sloped channel - 39.37" (1m)	70106	5.12	130	81.7
SK1-7 Sloped channel - 39.37" (1m)	70107	5.31	135	82.7
SK1-8 Sloped channel - 39.37" (1m)	70108	5.51	140	83.7
SK1-9 Sloped channel - 39.37" (1m)	70109	5.71	145	84.7
SK1-10 Sloped channel - 39.37" (1m) [Ⓢ]	70110	5.91	150	85.7
SK1-010 Neutral channel - 39.37" (1m) [Ⓢ]	70143	5.91	150	85.7
SK1-0103 Neutral channel - 19.69" (0.5m) [Ⓢ]	70144	5.91	150	43.7
SK1-11 Sloped channel - 39.37" (1m)	70111	6.10	155	86.7
SK1-12 Sloped channel - 39.37" (1m)	70112	6.30	160	87.7
SK1-13 Sloped channel - 39.37" (1m)	70113	6.50	165	88.7
SK1-14 Sloped channel - 39.37" (1m)	70114	6.69	170	89.7
SK1-15 Sloped channel - 39.37" (1m) [Ⓢ]	70115	6.89	175	90.7
SK1-16 Sloped channel - 39.37" (1m)	70116	7.09	180	91.7
SK1-17 Sloped channel - 39.37" (1m)	70117	7.28	185	92.7
SK1-18 Sloped channel - 39.37" (1m)	70118	7.48	190	93.7
SK1-19 Sloped channel - 39.37" (1m)	70119	7.68	195	94.7
SK1-20 Sloped channel - 39.37" (1m) [Ⓢ]	70120	7.87	200	95.7
SK1-020 Neutral channel - 39.37" (1m) [Ⓢ]	70145	7.87	200	95.7
SK1-0203 Neutral channel - 19.69" (0.5m) [Ⓢ]	70146	7.87	200	48.2
SK1-21 Sloped channel - 39.37" (1m)	70121	8.07	205	96.7
SK1-22 Sloped channel - 39.37" (1m)	70122	8.27	210	97.7
SK1-23 Sloped channel - 39.37" (1m)	70123	8.46	215	98.6
SK1-24 Sloped channel - 39.37" (1m)	70124	8.66	220	99.6
SK1-25 Sloped channel - 39.37" (1m) [Ⓢ]	70125	8.86	225	100.6
SK1-26 Sloped channel - 39.37" (1m)	70126	9.06	230	101.6
SK1-27 Sloped channel - 39.37" (1m)	70127	9.25	235	102.6

Description	Part No.	Invert Inches ²	mm ²	Weight lbs.
SK1-28 Sloped channel - 39.37" (1m)	70128	9.45	240	103.6
SK1-29 Sloped channel - 39.37" (1m)	70129	9.65	245	104.6
SK1-30 Sloped channel - 39.37" (1m) [Ⓢ]	70130	9.84	250	105.6
SK1-030 Neutral channel - 39.37" (1m) [Ⓢ]	70147	9.84	250	105.6
SK1-0303 Neutral channel - 19.69" (0.5m) [Ⓢ]	70148	9.84	250	52.7
SK1-31 Sloped channel - 39.37" (1m)	70131	10.04	255	106.6
SK1-32 Sloped channel - 39.37" (1m)	70132	10.24	260	107.6
SK1-33 Sloped channel - 39.37" (1m)	70133	10.43	265	108.6
SK1-34 Sloped channel - 39.37" (1m)	70134	10.63	270	109.6
SK1-35 Sloped channel - 39.37" (1m) [Ⓢ]	70135	10.83	275	110.6
SK1-36 Sloped channel - 39.37" (1m)	70136	11.02	280	111.6
SK1-37 Sloped channel - 39.37" (1m)	70137	11.22	285	112.6
SK1-38 Sloped channel - 39.37" (1m)	70138	11.42	290	113.6
SK1-39 Sloped channel - 39.37" (1m)	70139	11.61	295	114.6
SK1-40 Sloped channel - 39.37" (1m) [Ⓢ]	70140	11.81	300	115.6
SK1-040 Neutral channel - 39.37" (1m) [Ⓢ]	70149	11.81	300	115.6
SK1-0403 Neutral channel - 19.69" (0.5m) [Ⓢ]	70150	11.81	300	57.3
SK1-901D In-line catch basin - 19.69" (0.5m) [Ⓢ]	94613	17.96	456.2	100.3
SK1-621D catch basin - 19.69" (0.5m) [Ⓢ]	94574	14.00	355.6	102.7
SK1-631D catch basin - 19.69" (0.5m) [Ⓢ]	94584	14.00	355.6	98.7
Series 600 optional riser	99902	-	-	10.0
Foul air trap - fits both 900 & 600 basins	90854	-	-	1.2
SK1-304-6 6" Inlet Cap	96861	9.84	250	6.2
SK1-308-6 6" Outlet Cap	96862	9.84	250	6.0
SK1-404-6 6" Inlet Cap	96863	11.81	300	7.2
SK1-408-6 6" Outlet Cap	96864	11.81	300	7.0
SK1-Universal end cap	96824	11.81	300	0.4
Debris strainer for 4" bottom knockout	93488	-	-	0.2
4" Oval to 6" round outlet adaptor	95140	-	-	1.1
4" Installation device	97477	-	-	2.8
Grate removal tool	01318	-	-	0.3

Notes:

1. This channel offers bottom knockout feature; 4" round/6" oval.
2. Inverts shown are male end; for female invert depth subtract 5mm (≈0.2") from male invert (except neutral channels where it will be same as male invert).
To calculate overall channel depth add 25.4mm (≈1") to invert depth.
3. Catch basin assembly includes polymer concrete top, PowerLok grate, trash bucket and plastic base.
4. Catch basin assembly includes polymer concrete top, PowerLok grate, deep trash bucket, plastic riser and plastic base.
5. Water intake per meter channel is 50.4 in² (325.16 cm²)

Specifications

General

The surface drainage system shall be ACO Drain PowerDrain S100K complete with longitudinal gratings secured with 'PowerLok' locking as manufactured by ACO Polymer Products, Inc. or equal approved.

Materials

The trench system bodies shall be manufactured from polyester polymer concrete with minimum properties as follows:

Compressive strength: 14,000 psi
Flexural strength: 4,000 psi

Water absorption 0.07%
Frost proof YES
Salt proof YES
Dilute acid and alkali resistant YES

The nominal clear opening shall be 4" (100mm) with overall width of 6.30" (160mm). Pre-cast units shall be manufactured with either an invert slope of 0.5% or with neutral invert and have a wall thickness of at least 0.67" (16mm). Each unit will feature a partial radius in the trench bottom and a male to female interconnecting end profile. Units shall have horizontal cast in anchoring keys on the outside wall to ensure maximum mechanical bond to the surrounding bedding material and pavement surface. The ductile iron edge rail will be integrally cast in by

the manufacturer to ensure maximum homogeneity between polymer concrete body and edge rail. Each edge rail shall be at least 1/4" (6mm) thick.

Grates

Grates are manufactured from longitudinal ductile iron. Ductile iron to ASTM 536-84 - Grade 65-45-12. After removal of grates there shall be uninterrupted access to the trench to aid maintenance.

Installation

The trench drain system shall be installed in accordance with the manufacturer's installation instructions and recommendations.

ACO Polymer Products, Inc.

Northeast Sales Office

P.O. Box 245
Chardon, OH 44024
Tel: (440) 285-7000
Toll free: (800) 543-4764
Fax: (440) 285-7005

West Sales Office

P.O. Box 12067
Casa Grande, AZ 85130
Tel: (520) 421-9988
Toll Free: (888) 490-9552
Fax: (520) 421-9899

Southeast Sales Office

4211 Pleasant Road
Fort Mill, SC 29708
Toll free: (800) 543-4764
Fax: (803) 802-1063

Follow us on



Electronic Contact:

info@ACODrain.us
www.ACODrain.us



Supplied By:



877-903-7246

www.trenchdrainsupply.com

© April 10, 2013 ACO Polymer Products, Inc. This information is believed to be accurate but it is not guaranteed to be so. We cannot assume liability for results that buyer obtains with our product since conditions of use are beyond the control of the company. It is the customer's responsibility to evaluate suitability and safety of product for his own use. ACO Polymer Products Inc. reserves the right to change the product and specifications without notice.

Apr 13/2

www.ACODrain.us